



DNL

DURABLE, VERSATILE DRIPPERLINE
NON-LEAKAGE (DNL) VALVES



OVERVIEW

Featuring an innovative design, our DNL valves ensure that water always remains in the main distribution line to enable intensive pulsed irrigation in greenhouses, nurseries and orchards, as well as sloped irrigation.

FEATURES AND BENEFITS

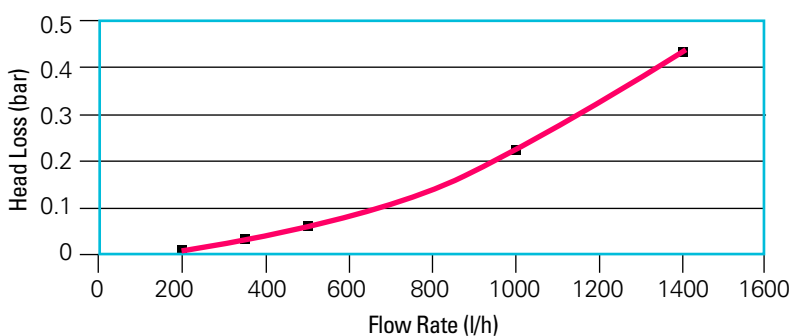
- Automatic shutdown at end of irrigation cycle for continuous water retention in the main distribution line
- Automatic shutdown at desired pressure level for greater energy savings
- Ultrasonic welding of newly improved body for leakage prevention
- Dedicated cover for effective subsurface drip irrigation (SDI) installations
- Innovative design for prevention of drainage into low areas during sloped irrigation at high inclines







TECHNICAL INFORMATION

FLOW RATE RECOMMENDED RANGE (L/H)	MAX. WORKING PRESSURE (BAR)	MIN. OPERATING PRESSURE (BAR)	SHUT-OFF PRESSURE (BAR)	INLET/OUTLET	COLOR
0-1000	4.0	0.8	0.2	1/2" MTH	Red
0-1000	4.0	1.2	0.4	1/2" MTH	Black
0-1000	4.0	1.6	0.6	1/2" MTH	Brown
0-1000	4.0	2.0	0.8	1/2" MTH	Blue






DNL - HEAD LOSS



LOGISTIC INFORMATION

CATALOG NO.	PRODUCT DESCRIPTION	ILLUSTRATION
32000-003550 32000-003555 32000-003558	DNL VALVE 1/2" MTH 0.2 BAR DNL VALVE 1/2" MTH 0.2 BAR 10/BAG DNL VALVE 1/2" MTH 0.2 BAR + SDI COVER	
32000-003560 32000-003565 32000-003568	DNL VALVE 1/2" MTH 0.4 BAR DNL VALVE 1/2" MTH 0.4 BAR 10/BAG DNL VALVE 1/2" MTH 0.4 BAR + SDI COVER	
32000-003570 32000-003580 32000-003590	DNL VALVE 1/2" MTH 0.6 BAR DNL VALVE 1/2" MTH 0.6 BAR 10/BAG DNL VALVE 1/2" MTH 0.6 BAR + SDI COVER	
32000-003595 32000-003597 32000-003592	DNL VALVE 1/2" MTH 0.8 BAR DNL VALVE 1/2" MTH 0.8 BAR 10/BAG DNL VALVE 1/2" MTH 0.8 BAR + SDI COVER	

The DNL valve can be connected to the laterals with one of the following Netafim™ adapters (to be ordered separately):

CATALOG NO.	PRODUCT DESCRIPTION	ILLUSTRATION
32500-018047	Fast ring 16 adapter FTH 1/2"	
32500-018265	Fast ring 22 adapter FTH 1/2"	
32500-013380 32500-007560 32500-010275	Barb 16 adapter FTH 1/2" Barb 17 adapter FTH 1/2" Barb 20 adapter FTH 1/2"	
32500-018065	Fast ring 16 adapter FTH 1/2" w/o ring	
32500-018245	Fast ring 22 adapter FTH 1/2" w/o ring	

PACKAGING DATA

WEIGHT (KG)	DIMENSIONS (CM)	QUANTITY (UNITS)	MODEL
7.1	24.8 x 27 x 56	350	DNL W/MTH CONN.