

TOP MULTI-EVOTECH

Automatic submersible pumps

-  Clean water
-  Domestic use
-  Civil use

※ AUTOMATIC START & STOP

The integrated electronic device automatically starts or stops the pump when the tap is opened or closed.



PERFORMANCE RANGE

- Flow rate up to **120 l/min** (7.2 m³/h)
- Head up to **52 m**
- Restart pressure:
 - **1.5 bar** for TOP MULTI-EVOTECH 2-3-5
 - **2.5 bar** for TOP MULTI-EVOTECH 4

INSTALLATION AND USE

TOP MULTI-EVOTECH pumps are designed to transfer **clean water** free from abrasive particles and liquids that will not damage the pump's components. Efficient and reliable, they are ideal for domestic applications involving tanks, reservoirs, and deep wells. They are also perfect for collecting rainwater from water tanks (rain barrels) for manual watering or irrigation systems.

ELECTRONIC DEVICE

TOP MULTI-EVOTECH pumps feature an internal electronic device that activates the pump if system pressure (such as when a tap opens) falls below **1.5 bar** (or **2.5 bar** for TOP MULTI-EVOTECH 4) and deactivates it when flow declines to less than 3 l/min.

- ※ Protects the pump:
 - **against dry running;**
 - **to prevent blockages, the electronic device automatically runs the pump for 10 seconds every 48 hours after extended periods of inactivity.**

APPLICATION LIMITS

- Maximum operating depth below water level up to **5 m**
- Maximum height between pump and utility **10 m**
- Liquid temperature up to **+40 °C**
- Draining capability up to **35 mm** from the bottom

INCLUDES

- ※ **10 m** power cable
- ※ Threaded connection 1¼" (delivery)
- ※ Hose connector Ø 35 mm

AVAILABLE UPON REQUEST

- ※ Different voltage requirements 60 Hz frequency
- ※ **KGE - Floating suction kit**



The KGE kit enables suction about 10 cm below the water surface, avoiding floating debris and sediment, thereby protecting the pump from damage.

- Includes:
- 30 mm PVC spiral hose 1.5 metres long
 - stainless steel suction filter
 - spherical polyethylene float
 - hose fittings Ø 30 mm

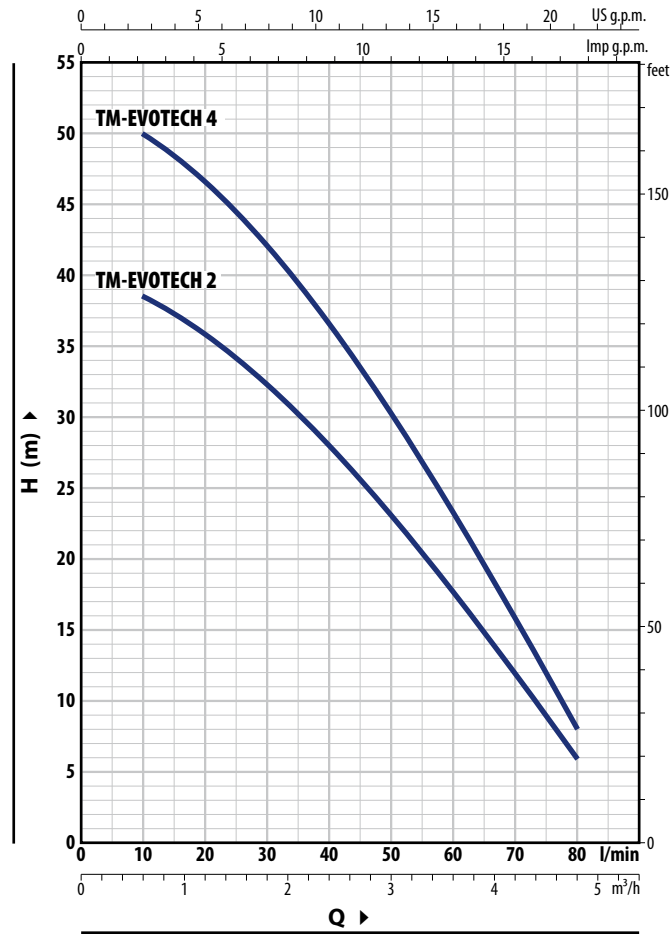
PATENTS - TRADE MARKS - MODELS

- Patent No. EP2990653
- TOP MULTI® Registered trademark No. 0001334477

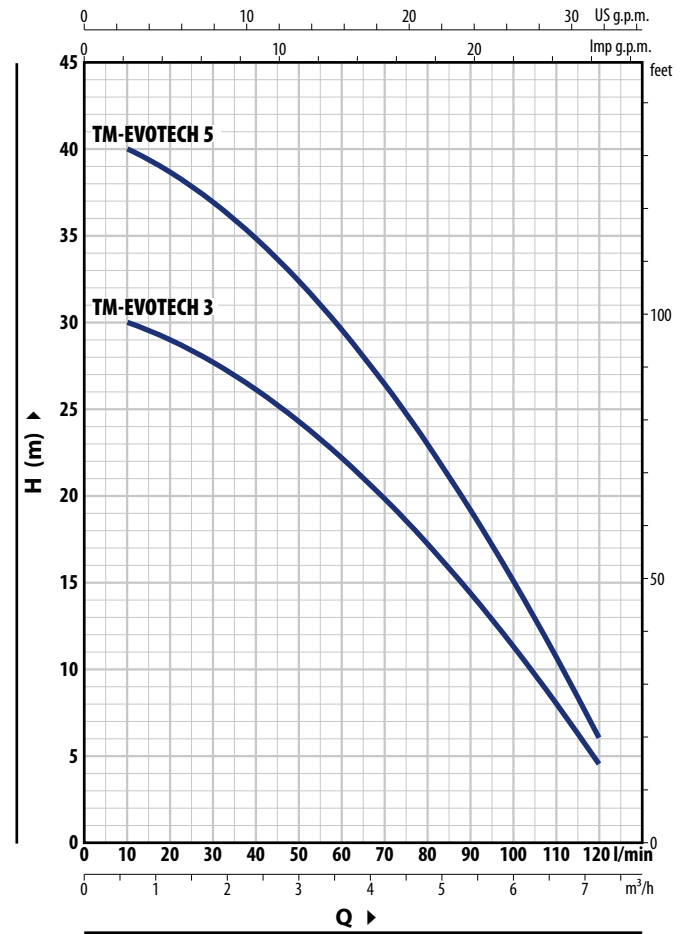
CURVES AND PERFORMANCE DATA

50 Hz

TOP MULTI-EVOTECH 2-4



TOP MULTI-EVOTECH 3-5



TOP MULTI-EVOTECH 2-4

TYPE	POWER (P ₂)		Q	Flow rate											
	kW	HP		m ³ /h	0	0.6	1.2	1.8	2.4	3	3.6	4.2	4.5	4.8	
Single-phase			l/min	0	10	20	30	40	50	60	70	75	80		
TOP MULTI-EVOTECH 2	0.55	0.75	H metres	40	38.5	36	32.5	28	23	17.7	12	9	6		
TOP MULTI-EVOTECH 4	0.75	1		52	50	46.5	42	36.5	30.5	23.3	15.8	12	8		

TOP MULTI-EVOTECH 3-5

TYPE	POWER (P ₂)		Q	Flow rate													
	kW	HP		m ³ /h	0	0.6	1.2	1.8	2.4	3	3.6	4.2	4.5	4.8	5.4	6	6.6
Single-phase			l/min	0	10	20	30	40	50	60	70	75	80	90	100	110	120
TOP MULTI-EVOTECH 3	0.55	0.75	H metres	30.5	30	29	27.5	26	24.3	22.2	19.8	18.5	17.2	14.4	11.3	8	4.5
TOP MULTI-EVOTECH 5	0.75	1		41	40	38.5	37	35	32.5	29.5	26.5	24.7	23	19.2	15	10.7	6

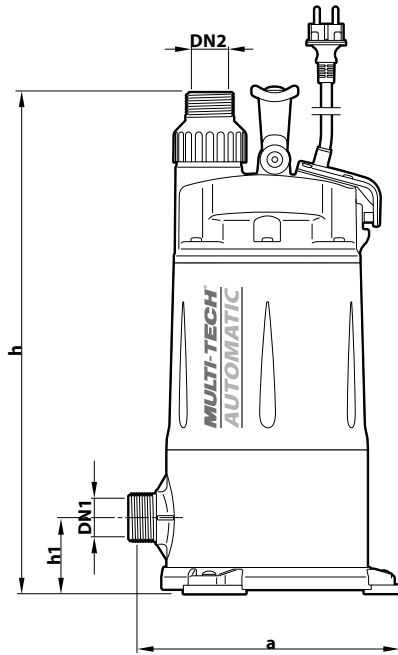
Q = Flow rate H = Total manometric head

Performance curves comply with EN ISO 9906 Grade 3B tolerance limits.

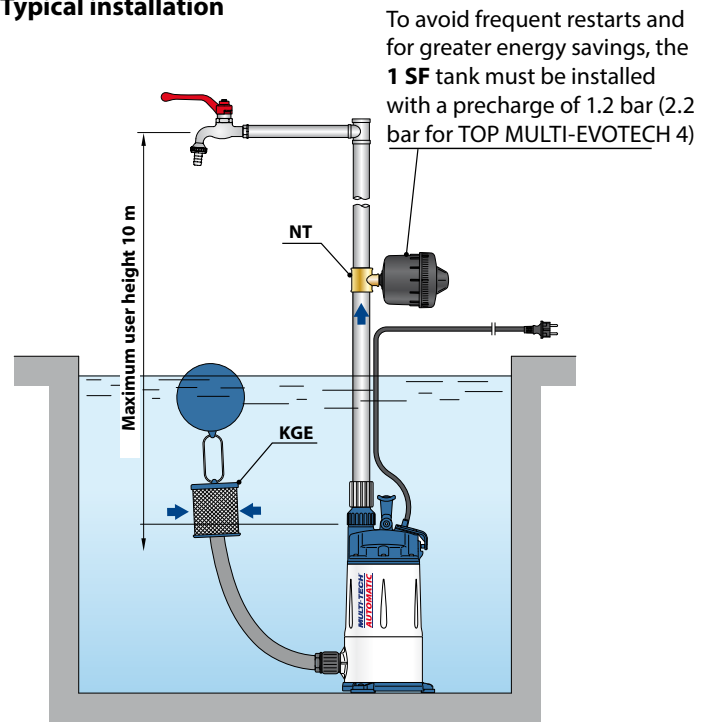
ABSORPTION

TYPE	VOLTAGE
Single-phase	230 V
TOP MULTI-EVOTECH 2	3.4 A
TOP MULTI-EVOTECH 3	3.6 A
TOP MULTI-EVOTECH 4	3.9 A
TOP MULTI-EVOTECH 5	3.9 A

DIMENSIONS AND WEIGHT





Typical installation



TYPE	PORTS		NO. STAGES	DIMENSIONS mm			kg
	DN1	DN2		a	h	h1	
TOP MULTI-EVOTECH 2	1 1/4"	1 1/4"	3	239	442	68	9.9
TOP MULTI-EVOTECH 3			4		11.0		
TOP MULTI-EVOTECH 4			11.0				
TOP MULTI-EVOTECH 5			11.0				



ACCESSORIES (CAN BE ORDERED SEPARATELY)

TYPE	Code	FITTING	CAPACITY	PRECHARGE	MAXIMUM WORKING PRESSURE
※ Tank 1 SF 	50057005	1/2" (male)	1 litre	1.2 bar	10 bar
3-way fitting NT 1.25 	500160001	1 1/4" - 1 1/4" - 1/2" gas	-	-	-

PALLET CAPACITY

TYPE	NO. OF PUMPS
TOP MULTI-EVOTECH 2	45
TOP MULTI-EVOTECH 3	45
TOP MULTI-EVOTECH 4	45
TOP MULTI-EVOTECH 5	45

MATERIALS AND COMPONENTS

1	Delivery port	Technopolymer with ISO 228/1 threaded port		
2	Suction body	Technopolymer with ISO 228/1 threaded port		
3	Base	Technopolymer		
4	Diffuser vanes	Technopolymer		
5	Motor sleeve	Stainless steel AISI 304		
6	Impellers	Noryl™		
7	Diffusers and stage boxes	Noryl™		
8	Motor shaft	Stainless steel AISI 431		
9	ELECTRONIC DEVICE			
10	Double mechanical seal with interposed oil chamber			
	Seal	Shaft	Location	Materials
	STA-13R	Ø 13 mm	Motor side	Ceramic / Graphite /NBR
	STA-13R SIC	Ø 13 mm	Pump side	Silicon carbide / Graphite /NBR
11	Capacitor			
12	Electric motor			
	TOP MULTI-EVOTECH: single-phase 230 V - 50 Hz with winding integrated thermal motor protection.			
	– Continuous running duty S1			
	– Insulation: Class F			
	– Protection rating: IP X8			
13	Power cord			
	Type 'H07 RN-F' with Schuko plug			
	※ Standard length 10 metres			
14	Threaded connection 1¼"			
15	Ferrule and hose connector Ø 35 mm			
16	Anti-vibration feet			

