



## COOLNET™ PRO

### SUPER-FINE MISTER



#### APPLICATIONS

Super-fine static mister especially designed for cooling and humidifying greenhouses and livestock, and for irrigating over rooting tables.

#### SPECIFICATIONS

- Bridgeless design.
- Static mister, 3 different flow rates: 5.5, 7.5, 14.0 l/h and a plugged nozzle.  
Nominal flow rates at 4.0 bar pressure.
- Pressure range 3.0 - 5.0 bar.
- Recommended filtration : 130 micron / 120 mesh.  
Filtration method is to be selected based on the kind and concentration of the dirt particles existing in the water. Wherever sand exceeding 2 ppm exists in the water, a Hydrocyclone is to be installed before the main filter. When sand/ silt/ clay solids exceed 100 ppm, pre treatment will be applied according to Netafim™ expert team's instructions.
- Inlet connector:  
Press fit
- 3 different configurations:  
Cross, 4 nozzles  
"T" , 2 nozzles  
Straight, 1 nozzle
- The nozzles are code color colored:  
5.5 l/h Light Green  
7.5 l/h Silver Gray  
14.0 l/h Sky Blue  
Plugged nozzle: Orange

#### FEATURES AND BENEFITS

- Bridgeless design eliminates dripping.
- Interchangeable components.
- Acid resistant (AA) raw materials, thus allowing the application chemicals to pass through the system. The system can be cleaned by application of suitable acid treatments.
- Micro sized droplets, at a relatively low pressure of 4.0 bar the CoolNet™ Pro uniformly distributes an average drop size of 65 micron.
- Specially designed for cooling, humidifying and rooting tables.
- Strongly recommended to connect the CoolNet™ Pro to the distribution pipe with a SSPE (super soft PE) micro-tube, a specifically designed stabilizer and AD valve (anti-drain) that will prevent distribution pipe drainage.

## COOLNET™ PRO TECHNICAL DATA

MODEL	NOZZLE CODE COLOR	NOZZLE SIZE (MM)	RECOMMENDED WORKING PRESSURE (BAR)	CONSTANT K	EXPONENT X
055	Light Green	0.51	4.0 to 5.0	1.03	0.45
075	Silver Gray	0.61	4.0 to 5.0	1.40	0.45
140	Sky Blue	0.88	4.0 to 5.0	2.66	0.45

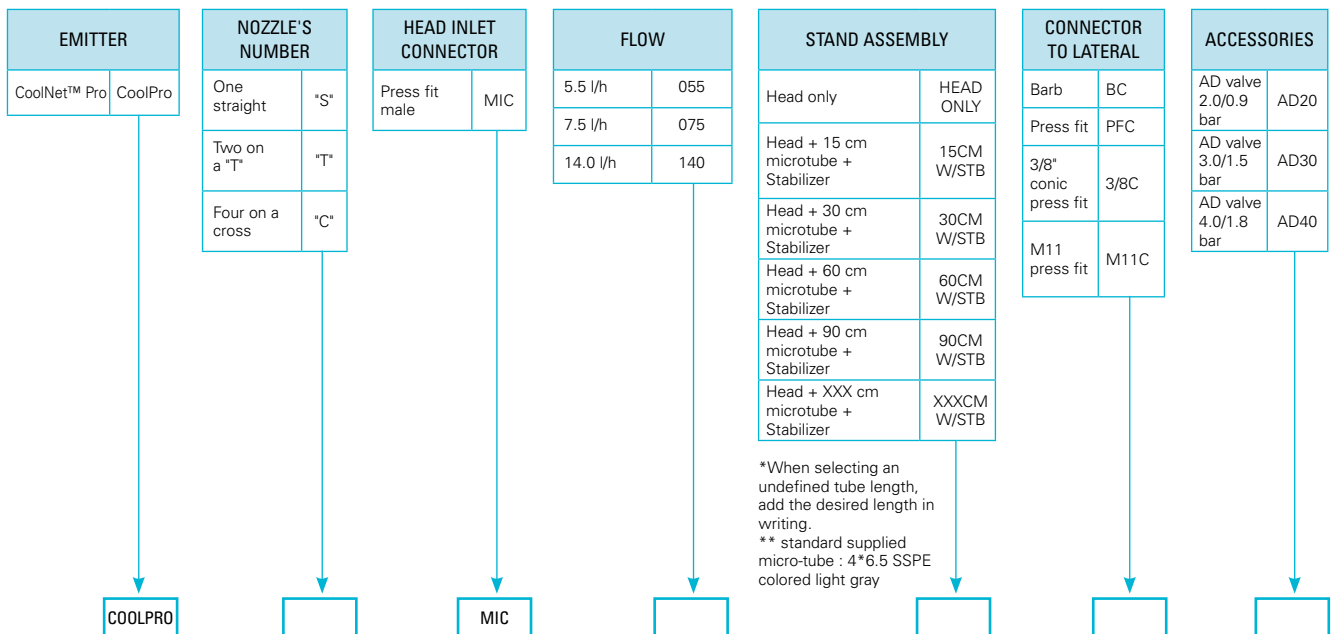
## PACKAGING DATA

COOLNET™ PRO	QUANTITY P/BOX UNITS	BOX SIZE (CM X CM X CM)	BOX WEIGHT (KG)	BOXES P/PALLET	TOTAL UNITS P/PALLET	PALLET WEIGHT (KG)
Head , cross unit with male conn	750	18 x 34 x 79	11.0	20	15000	220
Complete stand (30 cm) w/stabilizer & AD valve	125	28 x 28 x 57	8.4	32	4000	269
Complete stand (60 cm) w/stabilizer & AD valve	100	18 x 34 x 79	8.2	20	2000	185
Head , T unit with male conn	1000	28 x 28 x 57	14.8	32	32000	474
Complete stand (30 cm) w/stabilizer & AD valve	150	28 x 28 x 57	9.9	32	4800	317
Complete stand (60 cm) w/stabilizer & AD valve	100	18 x 34 x 79	8.2	20	2000	173
Head , one outlet	5000	18 x 34 x 79	21.5	20	100000	430

## COOLNET™ PRO

Flowchart to determine the desired product definition

How to use: To determine the desired product definition select one of every set of options displayed on the chart.

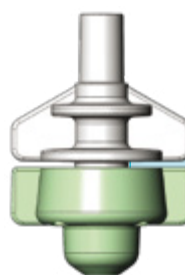


## COOLNET™ PRO

Head only (with male inlet connector)

Catalog number: **63100** - (any of below 6 digits )

MODEL	SINGLE	TEE	CROSS
	"S"	"T"	"C"
055	048600	050000	052000
075	054000	056300	058300
140	055900	055950	055980



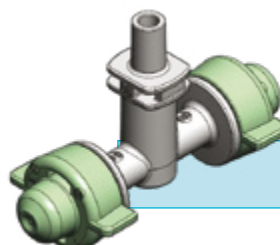
CoolNet™ Pro Single

## COOLNET™ PRO


head + AD valve 40

Catalog number: **63100** - (any of below 6 digits )

MODEL	SINGLE	TEE	CROSS
	"S"	"T"	"C"
055	049420	050010	052200
075			058500
140	056330	059420	055985



CoolNet™ Pro Tee



CoolNet™ Pro Cross

## COOLNET™ PRO ASSEMBLY STANDS

CoolNet™ Pro , UD stand, model "S" , Flow YYY , micro-tube length XXX , stabilizer , barb connector to lateral pipe , AD valve 40 , Catalog number : **63100** - (any of below 6 digits)

MODEL	15 CM	30 CM	60 CM	90 CM
055	049000	049400		
075	054300	055100		
140				

CoolNet™ Pro , UD stand, model "S" , Flow YYY , micro-tube length XXX , stabilizer , press-fit connector to lateral pipe , AD valve 40 , Catalog number : **63100** - (any of below 6 digits)

MODEL	15 CM	30 CM	60 CM	90 CM
055				
075	054600	055800		
140				

CoolNet™ Pro , UD stand, model "T" , Flow YYY , micro-tube length XXX , stabilizer , barb connector to lateral pipe , AD valve 40 , Catalog number : **63100** - (any of below 6 digits)

MODEL	15 CM	30 CM	60 CM	90 CM
055	050300	050700		
075	056700	057100		
140				

CoolNet™ Pro , UD stand, model "T" , Flow YYY , micro-tube length XXX , stabilizer , press-fit connector to lateral pipe , AD valve 40 , Catalog number : **63100** - (any of below 6 digits)

MODEL	15 CM	30 CM	60 CM	90 CM
055		050900	051100	
075		057300		
140				

CoolNet™ Pro , UD stand, model "C" , Flow YYY , micro-tube length XXX , stabilizer , barb connector to lateral pipe, AD valve 40 , Catalog number : **63100** - (any of below 6 digits)

MODEL	15 CM	30 CM	60 CM	90 CM
055	052400	053100	053960	053980
075	058900	059600	069960	
140				

CoolNet™Pro , UD stand, model "C" , Flow YYY , micro-tube length XXX , stabilizer , press-fit connector to lateral pipe , AD valve 40 , Catalog number : **63100** - (any of below 6 digits)

MODEL	15 CM	30 CM	60 CM	90 CM
055	052700	053500	053965	
075	059200	060000	070200	
140	055990	055991		071010

Missing catalog numbers available upon request. All assembly stands include 4\*6.5 mm gray SSPE micro-tube.  
Other stand combinations can be ordered based on the attached flowchart which can help determine the desired product requirement.