



## D-NET™ 9575

### 3D ARM IMPACT SPRINKLER

---

#### APPLICATIONS

For open field crops irrigation.

#### BENEFITS AND FEATURES

##### Higher and better yields

- The D-Net™ 9575 provides outstanding water distribution uniformity, due to the unique 3-D arm enabling, the highest uniformity in the market, respective to its flow rate and installation spacing.
- The D-Net™ 9575 provides maximum water-use efficiency

##### Saves labor costs and multiple expenses on maintenance

- High robustness  
The D-Net™ 9575 has special design that makes the sprinkler more resistant and ensures high performance for a long product life.
- Extended product life  
The D-Net™ 9575 is made of UV-protected materials, making it durable under all climate conditions and with any applied nutrients.
- Flexible installation  
Can be installed on solid sets or on removable field stands.
- Easy to maintain  
A special nozzle key is designed to allow simple cleaning of the nozzle even under pressure.

#### SPECIFICATIONS

- 5 different nominal flow rates: 1200, 1400, 1600, 1800, 2000 l/h.  
Nominal flow rates at 3.0 bar pressure.
- Recommended working pressure: 2.0 to 4.0 bar (at the sprinkler head).
- Wherever sand exceeding 2 ppm exists in the water, a Hydrocyclone is to be installed to protect the system.  
When sand/silt/clay solids exceed 100 ppm, pretreatment will be applied according to Netafim™ expert team's instructions.
- Water trajectory: 24 degrees
- Inlet connection: 3/4" male threaded.
- Color coded nozzles for easy identification.

**PERFORMANCE TABLE**  
RECTANGULAR SPACING

NOZZLE SIZE (MM)	CODE COLOR	WORKING PRESSURE (BAR)	FLOW RATE (L/H)	WETTED DIAMETER* (M)	PRECIPITATION (MM/H)					
					SPACING (M X M)					
					12 x 12	12 x 15	12 x 18	15 x 15	15 x 18	18 x 18
3.57 + 2.5	Blue + yellow	2.0	980	22.0	6.8	5.4	4.5	4.4		
		2.5	1095	22.0	7.6	6.1	5.1	4.9		
		3.0	1200	23.0	8.3	6.7	5.6	5.3		
		3.5	1296	24.0	9.0	7.2	6.0	5.8	4.8	
		4.0	1385	24.0	9.6	7.7	6.4	6.2	5.1	
3.96 + 2.5	Green + yellow	2.0	1145	23.0	8.0	6.4	5.3	5.1	4.2	
		2.5	1280	24.0	8.9	7.1	5.9	5.7	4.7	
		3.0	1400	25.0	9.7	7.8	6.5	6.2	5.2	
		3.5	1515	25.0	10.5	8.4	7.0	6.7	5.6	
		4.0	1620	26.0	11.3	9.0	7.5	7.2	6.0	5.0
4.36 + 2.5	Grey + yellow	2.0	1306	23.0	9.1	7.3	6.0	5.8	4.8	
		2.5	1460	25.0	10.1	8.1	6.8	6.5	5.4	
		3.0	1600	25.0	11.1	8.9	7.4	7.1	5.9	4.9
		3.5	1727	26.0	12.0	9.6	8.0	7.7	6.4	5.3
		4.0	1846	26.0	12.8	10.3	8.5	8.2	6.8	5.7
4.76 + 2.5	Yellow + yellow	2.0	1471	22.0	10.2	8.2	6.8	6.5		
		2.5	1645	25.0	11.4	9.1	7.6	7.3	6.1	
		3.0	1800	26.0	12.5	10.0	8.3	8.0	6.7	5.6
		3.5	1946	27.0	13.5	10.8	9.0	8.6	7.2	6.0
		4.0	2081	28.0	14.5	11.6	9.6	9.2	7.7	6.4
5.10 + 2.5	Black + yellow	2.0	1632	22.0	11.3	9.1	7.6	7.3		
		2.5	1825	25.0	12.7	10.1	8.4	8.1	6.8	
		3.0	2000	27.0	13.9	11.1	9.3	8.9	7.4	6.2
		3.5	2160	28.0	15.0	12.0	10.0	9.6	8.0	6.7
		4.0	2310	29.0	16.0	12.8	10.7	10.3	8.6	7.1

**TRIANGULAR SPACING**

NOZZLE SIZE (MM)	CODE COLOR	WORKING PRESSURE (BAR)	FLOW RATE (L/H)	WETTED DIAMETER* (M)	PRECIPITATION (MM/H)					
					SPACING (M X M)					
					12 x 12	12 x 15	12 x 18	15 x 15	15 x 18	18 x 18
3.57 + 2.5	Blue + yellow	2.0	980	22.0	6.8	5.4	4.5	4.4	3.6	
		2.5	1095	22.0	7.6	6.1	5.1	4.9	4.1	
		3.0	1200	23.0	8.3	6.7	5.6	5.3	4.4	
		3.5	1296	24.0	9.0	7.2	6.0	5.8	4.8	
		4.0	1385	24.0	9.6	7.7	6.4	6.2	5.1	4.3
3.96 + 2.5	Green + yellow	2.0	1145	23.0	8.0	6.4	5.3	5.1	4.2	3.5
		2.5	1280	24.0	8.9	7.1	5.9	5.7	4.7	4.0
		3.0	1400	25.0	9.7	7.8	6.5	6.2	5.2	4.3
		3.5	1515	25.0	10.5	8.4	7.0	6.7	5.6	4.7
		4.0	1620	26.0	11.3	9.0	7.5	7.2	6.0	5.0
4.36 + 2.5	Grey + yellow	2.0	1306	23.0	9.1	7.3	6.0	5.8	4.8	4.0
		2.5	1460	25.0	10.1	8.1	6.8	6.5	5.4	4.5
		3.0	1600	25.0	11.1	8.9	7.4	7.1	5.9	4.9
		3.5	1727	26.0	12.0	9.6	8.0	7.7	6.4	5.3
		4.0	1846	26.0	12.8	10.3	8.5	8.2	6.8	5.7
4.76 + 2.5	Yellow + yellow	2.0	1471	22.0	10.2	8.2	6.8	6.5	5.4	
		2.5	1645	25.0	11.4	9.1	7.6	7.3	6.1	5.1
		3.0	1800	26.0	12.5	10.0	8.3	8.0	6.7	5.6
		3.5	1946	27.0	13.5	10.8	9.0	8.6	7.2	6.0
		4.0	2081	28.0	14.5	11.6	9.6	9.2	7.7	6.4
5.10 + 2.5	Black + yellow	2.0	1632	22.0	11.3	9.1	7.6	7.3	6.0	
		2.5	1825	25.0	12.7	10.1	8.4	8.1	6.8	5.6
		3.0	2000	27.0	13.9	11.1	9.3	8.9	7.4	6.2
		3.5	2160	28.0	15.0	12.0	10.0	9.6	8.0	6.7
		4.0	2310	29.0	16.0	12.8	10.7	10.3	8.6	7.1

\* At least 0.5 mm/h


\*\*Performance table prepared under laboratory conditions, sprinkler head 1.0 meter above ground

CU = > than 92%	CU = > 88% and < 92%	CU = > 86% and < 88%	CU < 86%
-----------------	----------------------	----------------------	----------

## PACKAGING DATA

MODEL	QUANTITY P/BOX UNIT	BOX SIZE (CM X CM X CM)	BOX WEIGHT (KG)	BOXES P/PALLET	TOTAL UNITS P/PALLET	PALLET WEIGHT (KG)
D-Net™ 9575	50	54 x 20 x 48	8.9	20	1000	200

## D-NET™ 9575 CATALOG NUMBERS

NOZZLE SIZE (MM)	CODE COLOR	FLOW RATE (L/H) *	CATALOG NUMBER	SPRINKLER ILLUSTRATION
3.57 + 2.5	Blue + yellow	1200	60100-002000	
3.96 + 2.5	Green + yellow	1400	60100-002010	
4.36 + 2.5	Gray + yellow	1600	60100-002020	
4.76 + 2.5	Yellow + yellow	1800	60100-002030	
5.10 + 2.5	Black + yellow	2000	60100-002040	




\*Nominal flow rate at 3.0 bar working pressure

## D-NET™ 9575 SPRINKLER NOZZLES - ORDERS BY BOX ONLY

NOZZLE SIZE (MM)	CODE COLOR	CATALOG NUMBER PER BOX*	QUANTITY PER BOX	PRODUCT DRAW
Front nozzle 3.57	Blue	60101-000850	250	
Front nozzle 3.96	Green	60101-000851	250	
Front nozzle 4.36	Gray	60101-000852	250	
Front nozzle 4.76	Yellow	60101-000853	250	
Front nozzle 5.10	Black	60101-000854	250	
Rear nozzle 2.50	Yellow	60101-000807	500	

\*The catalog number is for full box of nozzles

## COMPLEMENTARY PRODUCTS

PRODUCT DESCRIPTION	CATALOG NUMBER	CONNECTOR ILLUSTRATIONS	PRODUCT DESCRIPTION	CATALOG NUMBER	CONNECTOR ILLUSTRATIONS
Socket 3/4" F TH 3/4" F TH	65080-004700		D-Net™ 9575 Nozzle Tool	1 unit 60100-003600	
SPR Adap 1" and 3/4" F TH to 3/4" F TH	60101-000500			150 units/box 60100-003610	